



District Report Card: 2017


State: Manipur	District: Bishnupur
Class: 3	Subject: Language
Schools: 51	Students: 385


Participation/Coverage


Students

<div>GENDER</div> <div></div>	Boys		Girls	
	Number	%	Number	%
	170	44.16	215	55.84

<div>AREA</div> <div></div>	Rural		Urban	
	Number	%	Number	%
	330	85.71	55	14.29

<div>CATEGORY</div> <div></div>	SC		ST		OBC		GEN	
	Number	%	Number	%	Number	%	Number	%
	71	18.44	3	0.78	257	66.75	54	14.03

<div>CWSN</div> <div></div>	LD	VI	HI	S&LD	ID	Oth
	1	0	0	1	1	1

<div>Management</div> <div></div>	Government		Government-aided	
	Number	%	Number	%
	326	84.68	59	15.32

Average Performance of Students in Language (%)

Overall	Gender		Area		Management		Social Group			
	Male	Female	Rural	Urban	Govt.	Aided	SC	ST	OBC	GEN
63.65	63.73	63.60	62.77	68.97	63.21	66.10	66.01	82.22	62.62	64.44

Performance on Learning Outcomes (LOs)

Learning Outcomes	Description	Average Performance(%)
L304	Reads small texts with comprehension i.e., identifies main ideas, details, sequence and draws conclusions	63.71
L312	Reads printed scripts on the classroom walls: poems, posters, charts etc.	63.53

Range of Performance of Students who Answered Correctly							
Below 30%		30% - 50%		50% - 75%		Above 75%	
Number	%	Number	%	Number	%	Number	%
40	10.39	66	17.14	143	37.14	136	35.32

Lowest Performing Learning Outcomes (LOs)

1 - Reads printed scripts on the classroom walls: poems, posters, charts etc. (63.53)

2 - Reads small texts with comprehension i.e., identifies main ideas, details, sequence and draws conclusions (63.71)